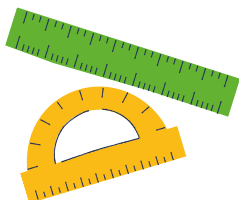
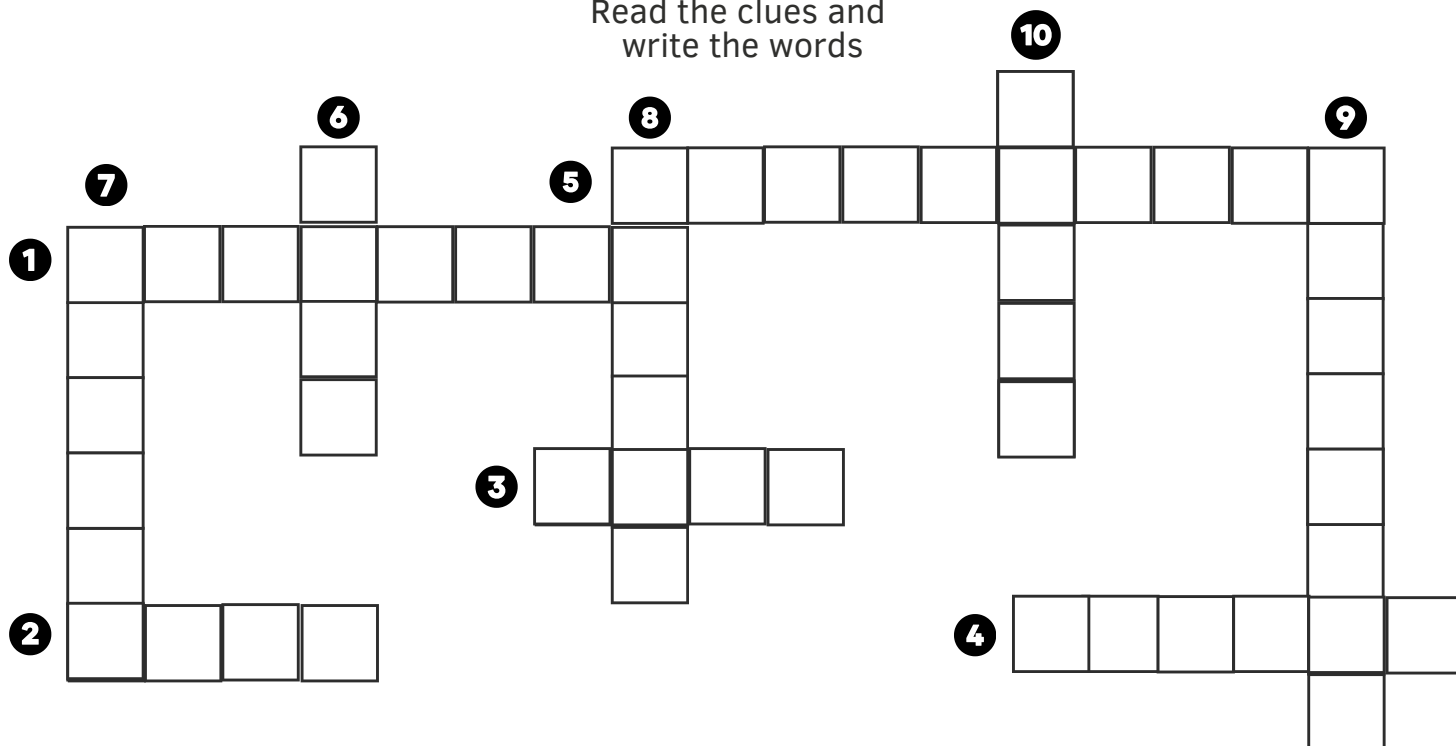


BACK TO SCHOOL!



CROSSWORD PUZZLE

Read the clues and
write the words



ACROSS



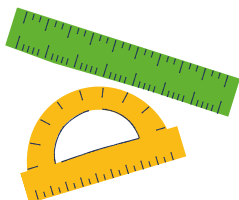
- 1** The pathway designed specifically for cyclists
- 2** Sign that must be obeyed at intersections, even on a bike
- 3** You would ring your _____ to alert others of your presence
- 4** Item worn to protect hands while riding
- 5** Where you grip to steer the bike

DOWN



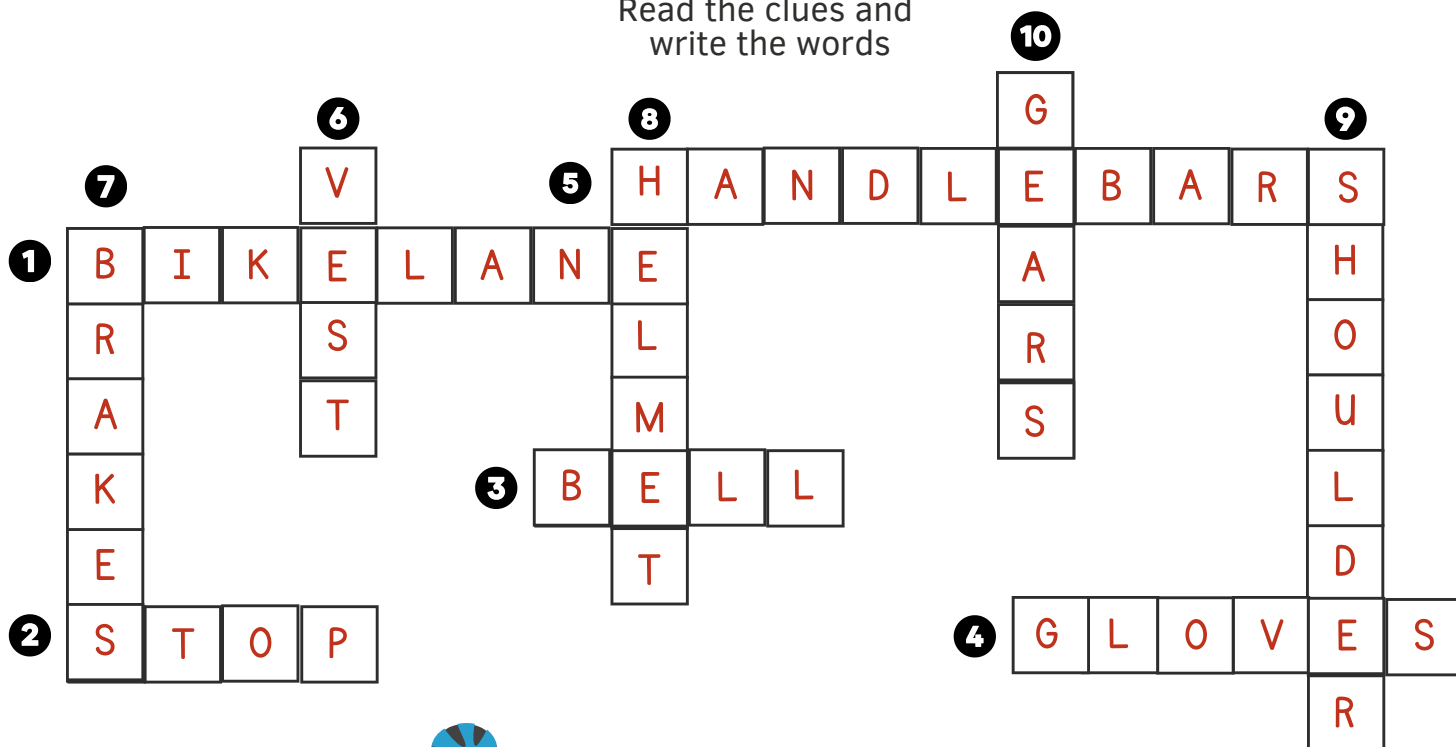
- 6** Worn over clothing to make you more visible at night. A hi-vis_____
- 7** Used to slow down or stop a bicycle
- 8** Protective headgear worn while riding
- 9** Before changing lanes, you should always check over your_____
- 10** Mechanism on a bike that controls speed by shifting chain position

BACK TO SCHOOL



CROSSWORD PUZZLE ANSWERS

Read the clues and write the words



ACROSS



- 1 The pathway designed specifically for cyclists - (Answer: Bike lane)
- 2 Sign that must be obeyed at intersections, even on a bike (Answer: Stop)
- 3 You would ring your _____ to alert others of your presence (Answer: Bell)
- 4 Item worn to protect hands while riding (Answer: Gloves)
- 5 Where you grip to steer the bike (Answer: Handlebars)

DOWN



- 6 Worn over clothing to make you more visible at night. A hi-vis _____ (Answer: Vest)
- 7 Used to slow down or stop a bicycle (Answer: Brakes)
- 8 Protective headgear worn while riding (Answer: Helmet)
- 9 Before changing lanes, you should always check over your _____ (Answer: Shoulder)
- 10 Mechanism on a bike that controls speed by shifting chain position (Answer: Gear)